

Cross County Summary Results Report
General Election
November 3, 2020

OFFICIAL RESULTS

Madison County

Statistics	TOTAL
Election Day Precincts Reporting	23 of 23
Precincts Complete	23 of 23
Precincts Partially Reported	0 of 23
Absentee/ Early Precincts Reporting	23 of 23
Registered Voters - Total	22,078
Ballots Cast - Total	15,973
Ballots Cast - Blank	3
Voter Turnout - Total	72.35%

Cross County Summary Results Report
 General Election
 November 3, 2020

OFFICIAL RESULTS

Madison County

President and Vice President

Vote For 1

	TOTAL	VOTE %	
Rep Trump/Pence	11,940	75.48%	
Dem Biden/Harris	3,478	21.99%	
Lib Jorgensen/Cohen	347	2.19%	
Write-In Totals	54	0.34%	
Total Votes Cast	15,819	100.00%	
Contest Totals	15,973		

United States Senator

Vote For 1

	TOTAL	VOTE %	
Rep Ben Sasse	11,552	75.31%	
Dem Chris Janicek	2,399	15.64%	
Lib Gene Siadek	943	6.15%	
Write-In Totals	446	2.91%	
Total Votes Cast	15,340	100.00%	
Contest Totals	15,973		

Congress Dist 1

Vote For 1

	TOTAL	VOTE %	
Rep Jeff Fortenberry	12,104	77.53%	
Dem Kate Bolz	3,073	19.68%	
Lib Dennis B. Grace	423	2.71%	
Write-In Totals	13	0.08%	
Total Votes Cast	15,613	100.00%	
Contest Totals	15,973		

County Commissioner Dist 2

Vote For 1

	TOTAL	VOTE %	
Rep Eric Stinson	3,164	78.77%	
Lib Zak Hookstra	834	20.76%	
Write-In Totals	19	0.47%	
Total Votes Cast	4,017	100.00%	
Contest Totals	4,319		

Legislature Dist 19

Vote For 1

	TOTAL	VOTE %	
Mike Flood	14,451	98.84%	
Write-In Totals	169	1.16%	
Total Votes Cast	14,620	100.00%	
Contest Totals	15,973		

Cross County Summary Results Report
 General Election
 November 3, 2020

OFFICIAL RESULTS

Madison County

State Board of Education

Vote For 1

	TOTAL	VOTE %	
Patti S. Gubbels	10,745	80.52%	
Mike Goos	2,558	19.17%	
Write-In Totals	42	0.31%	
Total Votes Cast	13,345	100.00%	
Contest Totals	15,973		

Retain Judge Stine

Vote For 1

	TOTAL	VOTE %	
Yes	10,593	81.84%	
No	2,351	18.16%	
Total Votes Cast	12,944	100.00%	
Contest Totals	15,973		

Retain Judge Block

Vote For 1

	TOTAL	VOTE %	
Yes	10,401	81.32%	
No	2,389	18.68%	
Total Votes Cast	12,790	100.00%	
Contest Totals	15,973		

NECC Board of Governors Dist 1

Vote For 1

	TOTAL	VOTE %	
Donovan Ellis	670	99.26%	
Write-In Totals	5	0.74%	
Total Votes Cast	675	100.00%	
Contest Totals	935		

NECC Board of Governors Dist 4

Vote For 1

	TOTAL	VOTE %	
Gene Willers	745	99.47%	
Write-In Totals	4	0.53%	
Total Votes Cast	749	100.00%	
Contest Totals	1,086		

NECC Board of Governors Dist 5

Vote For 1

	TOTAL	VOTE %	
Dirk Petersen	11,480	99.19%	
Write-In Totals	94	0.81%	
Total Votes Cast	11,574	100.00%	
Contest Totals	13,952		

Cross County Summary Results Report
 General Election
 November 3, 2020

OFFICIAL RESULTS

Madison County

NECC Board of Governors At Large

Vote For 1

	TOTAL	VOTE %	
Jeff Scherer	6,900	54.86%	
Timothy Miller	5,618	44.67%	
Write-In Totals	59	0.47%	
Total Votes Cast	12,577	100.00%	
Contest Totals	15,973		

Lower Elkhorn NRD Subdist 1

Vote For 1

	TOTAL	VOTE %	
Aaron J. Zimmerman	495	62.11%	
Jay Reikofski	299	37.52%	
Write-In Totals	3	0.38%	
Total Votes Cast	797	100.00%	
Contest Totals	1,030		

Lower Elkhorn NRD Subdist 2

Vote For 1

	TOTAL	VOTE %	
Mark Hall	2,696	50.86%	
Lee Klein	2,577	48.61%	
Write-In Totals	28	0.53%	
Total Votes Cast	5,301	100.00%	
Contest Totals	6,423		

Lower Elkhorn NRD Subdist 3

Vote For 1

	TOTAL	VOTE %	
Robert G. Huntley	4,210	99.53%	
Write-In Totals	20	0.47%	
Total Votes Cast	4,230	100.00%	
Contest Totals	5,163		

Lower Elkhorn NRD Subdist 4

Vote For 1

	TOTAL	VOTE %	
Rod Zohner	1,564	63.47%	
Michael Fleeer	895	36.32%	
Write-In Totals	5	0.20%	
Total Votes Cast	2,464	100.00%	
Contest Totals	2,941		

Lower Platte North NRD-Subd 1

Vote For 1

	TOTAL	VOTE %	
Kelly Thompson	280	100.00%	
Write-In Totals	0	0.00%	
Total Votes Cast	280	100.00%	
Contest Totals	416		

Cross County Summary Results Report
 General Election
 November 3, 2020

OFFICIAL RESULTS

Madison County

Lower Platte North NRD-Subd 2

Vote For 1

	TOTAL	VOTE %	
Bill Saeger	278	99.64%	
Write-In Totals	1	0.36%	
Total Votes Cast	279	100.00%	
Contest Totals	416		

Lower Platte North NRD-Subd 3

Vote For 1

	TOTAL	VOTE %	
Andrew Tonnies	136	51.71%	
Mike McGinn	124	47.15%	
Write-In Totals	3	1.14%	
Total Votes Cast	263	100.00%	
Contest Totals	416		

Lower Platte North NRD-Subd 4

Vote For 1

	TOTAL	VOTE %	
Matt Bailey	274	99.64%	
Write-In Totals	1	0.36%	
Total Votes Cast	275	100.00%	
Contest Totals	416		

Lower Platte North NRD-Subd 5

Vote For 1

	TOTAL	VOTE %	
John R. Hannah	148	54.81%	
David W. Lawrence	120	44.44%	
Write-In Totals	2	0.74%	
Total Votes Cast	270	100.00%	
Contest Totals	416		

Lower Platte North NRD-Subd 6

Vote For 1

	TOTAL	VOTE %	
Robert Hilger	264	99.62%	
Write-In Totals	1	0.38%	
Total Votes Cast	265	100.00%	
Contest Totals	416		

Lower Platte North NRD-Subd 7

Vote For 1

	TOTAL	VOTE %	
Ryan Sabatka	162	61.36%	
Jeff Burling	100	37.88%	
Write-In Totals	2	0.76%	
Total Votes Cast	264	100.00%	
Contest Totals	416		

Cross County Summary Results Report
 General Election
 November 3, 2020

OFFICIAL RESULTS

Madison County

Lower Platte North NRD-Subd 8

Vote For 1

	TOTAL	VOTE %	
Alexander E. Kavan	196	76.86%	
Packy Colgan	57	22.35%	
Write-In Totals	2	0.78%	
Total Votes Cast	255	100.00%	
Contest Totals	416		

Lower Platte North NRD-Subd 9

Vote For 1

	TOTAL	VOTE %	
Robert J. Meduna Jr.	156	64.20%	
Nicholas Oviatt	85	34.98%	
Write-In Totals	2	0.82%	
Total Votes Cast	243	100.00%	
Contest Totals	416		

Elkhorn Rural PPD-Subd 1

Vote For 1

	TOTAL	VOTE %	
George Hunter Frisch	710	99.30%	
Write-In Totals	5	0.70%	
Total Votes Cast	715	100.00%	
Contest Totals	896		

Elkhorn Rural PPD-Subd 1

Vote For 1

	TOTAL	VOTE %	
Mark L. Miller	697	99.71%	
Write-In Totals	2	0.29%	
Total Votes Cast	699	100.00%	
Contest Totals	896		

Elkhorn Rural PPD-Subd 2

Vote For 1

	TOTAL	VOTE %	
Tim D. Means	1,077	99.54%	
Write-In Totals	5	0.46%	
Total Votes Cast	1,082	100.00%	
Contest Totals	1,352		

Stanton PPD

Vote For 2

	TOTAL	VOTE %	
Weldon Marotz	1	100.00%	
Gary E. Koehlmoos	0	0.00%	
Write-In Totals	0	0.00%	
Total Votes Cast	1	100.00%	
Contest Totals	2		

Cross County Summary Results Report
 General Election
 November 3, 2020

OFFICIAL RESULTS

Madison County

ESU 7 District 2

Vote For 1

	TOTAL	VOTE %	
Gary Wieseler	8	100.00%	<div style="width: 100%;"><div style="width: 100%;"></div></div>
Write-In Totals	0	0.00%	<div style="width: 0%;"><div style="width: 0%;"></div></div>
Total Votes Cast	8	100.00%	<div style="width: 100%;"><div style="width: 100%;"></div></div>
Contest Totals	10		

ESU 8 District 6

Vote For 1

	TOTAL	VOTE %	
Robert Chilcoat Jr.	1,206	99.50%	<div style="width: 99.5%;"><div style="width: 99.5%;"></div></div>
Write-In Totals	6	0.50%	<div style="width: 0.5%;"><div style="width: 0.5%;"></div></div>
Total Votes Cast	1,212	100.00%	<div style="width: 100%;"><div style="width: 100%;"></div></div>
Contest Totals	1,733		

ESU 8 District 8

Vote For 1

	TOTAL	VOTE %	
Charles W. Balsiger	3,211	99.20%	<div style="width: 99.2%;"><div style="width: 99.2%;"></div></div>
Write-In Totals	26	0.80%	<div style="width: 0.8%;"><div style="width: 0.8%;"></div></div>
Total Votes Cast	3,237	100.00%	<div style="width: 100%;"><div style="width: 100%;"></div></div>
Contest Totals	4,235		

ESU 8 District 10

Vote For 1

	TOTAL	VOTE %	
Richard E. Chrisman	2,225	98.80%	<div style="width: 98.8%;"><div style="width: 98.8%;"></div></div>
Write-In Totals	27	1.20%	<div style="width: 1.2%;"><div style="width: 1.2%;"></div></div>
Total Votes Cast	2,252	100.00%	<div style="width: 100%;"><div style="width: 100%;"></div></div>
Contest Totals	2,835		

Norfolk Sanitary Dist Trustee

Vote For 2

	TOTAL	VOTE %	
Jerry Nordeen	7,098	53.43%	<div style="width: 53.43%;"><div style="width: 53.43%;"></div></div>
Lowell N. Jenny	6,136	46.19%	<div style="width: 46.19%;"><div style="width: 46.19%;"></div></div>
Write-In Totals	50	0.38%	<div style="width: 0.38%;"><div style="width: 0.38%;"></div></div>
Total Votes Cast	13,284	100.00%	<div style="width: 100%;"><div style="width: 100%;"></div></div>
Contest Totals	21,242		

Norfolk Airport Authority

Vote For 2

	TOTAL	VOTE %	
Grayson Frohberg	6,766	52.41%	<div style="width: 52.41%;"><div style="width: 52.41%;"></div></div>
Randy Neuharth	6,073	47.04%	<div style="width: 47.04%;"><div style="width: 47.04%;"></div></div>
Write-In Totals	70	0.54%	<div style="width: 0.54%;"><div style="width: 0.54%;"></div></div>
Total Votes Cast	12,909	100.00%	<div style="width: 100%;"><div style="width: 100%;"></div></div>
Contest Totals	21,184		






Cross County Summary Results Report
 General Election
 November 3, 2020

OFFICIAL RESULTS

Madison County







Madison School Board

Vote For 3

	TOTAL	VOTE %	
James E. Reeves	876	35.29%	
Deb Neidig	834	33.60%	
Steve Ruh	758	30.54%	
Write-In Totals	14	0.56%	
Total Votes Cast	2,482	100.00%	
Contest Totals	3,642		






Norfolk School Board

Vote For 3

	TOTAL	VOTE %	
Sandy Wolfe	7,310	27.56%	
Jenna Hatfield	6,611	24.93%	
Brenda Carhart	6,327	23.86%	
Arnie Robinson	6,173	23.28%	
Write-In Totals	100	0.38%	
Total Votes Cast	26,521	100.00%	
Contest Totals	35,970		






Battle Creek School Board

Vote For 3

	TOTAL	VOTE %	
Toby Thompson	1,095	36.28%	
Jeremy Pochop	1,077	35.69%	
Sean Lindgren	831	27.53%	
Write-In Totals	15	0.50%	
Total Votes Cast	3,018	100.00%	
Contest Totals	4,431		







Newman Grove School Board

Vote For 3

	TOTAL	VOTE %	
Becky Wallin	339	33.20%	
Eric L. Stone	339	33.20%	
Ginger Buhl-Jorgensen	327	32.03%	
Write-In Totals	16	1.57%	
Total Votes Cast	1,021	100.00%	
Contest Totals	1,557		

Humphrey School Board

Vote For 4

	TOTAL	VOTE %	
Tim Meyer	9	27.27%	
Mike Brandl	8	24.24%	
Aaron Korth	8	24.24%	
Paul Schemek	8	24.24%	
Write-In Totals	0	0.00%	
Total Votes Cast	33	100.00%	
Contest Totals	40		







Cross County Summary Results Report
 General Election
 November 3, 2020

OFFICIAL RESULTS

Madison County




Elkhorn Valley School Board

Vote For 3

	TOTAL	VOTE %	
Tyler Tegeler	524	28.01%	
Lucas Negus	467	24.96%	
Jenny Schutt	456	24.37%	
Sam Johnsen	423	22.61%	
Write-In Totals	1	0.05%	
Total Votes Cast	1,871	100.00%	
Contest Totals	2,289		

Mayor of Norfolk

Vote For 1

	TOTAL	VOTE %	
Josh Moenning	8,939	97.35%	
Write-In Totals	243	2.65%	
Total Votes Cast	9,182	100.00%	
Contest Totals	10,592		





Norfolk City Council Ward 1

Vote For 1

	TOTAL	VOTE %	
Kory Hildebrand	1,444	62.89%	
Juan E. Sandoval	846	36.85%	
Write-In Totals	6	0.26%	
Total Votes Cast	2,296	100.00%	
Contest Totals	2,605		

Norfolk City Council Ward 2

Vote For 1

	TOTAL	VOTE %	
Frank C. Arens	2,337	72.11%	
Carl Weiland	892	27.52%	
Write-In Totals	12	0.37%	
Total Votes Cast	3,241	100.00%	
Contest Totals	3,668		

Norfolk City Council Ward 3

Vote For 1

	TOTAL	VOTE %	
Gary L. Jackson	1,802	98.74%	
Write-In Totals	23	1.26%	
Total Votes Cast	1,825	100.00%	
Contest Totals	2,227		

Norfolk City Council Ward 4

Vote For 1

	TOTAL	VOTE %	
Thad Murren	1,691	98.14%	
Write-In Totals	32	1.86%	
Total Votes Cast	1,723	100.00%	
Contest Totals	2,092		







Cross County Summary Results Report
 General Election
 November 3, 2020

OFFICIAL RESULTS

Madison County





Battle Creek City Council

Vote For 2

	TOTAL	VOTE %	
John Hrabanek	334	29.25%	
Brent Nygren	319	27.93%	
Nicole Schacher	306	26.80%	
Dave Trudeau	180	15.76%	
Write-In Totals	3	0.26%	
Total Votes Cast	1,142	100.00%	
Contest Totals	1,342		



Madison City Council

Vote For 2

	TOTAL	VOTE %	
Robert Fite	476	52.60%	
Paul A. Kellen	421	46.52%	
Write-In Totals	8	0.88%	
Total Votes Cast	905	100.00%	
Contest Totals	1,336		






Newman Grove City Council

Vote For 2

	TOTAL	VOTE %	
Write-In Totals	85	100.00%	
Total Votes Cast	85	100.00%	
Contest Totals	650		





Tilden City Council

Vote For 3

	TOTAL	VOTE %	
Travis Rutjens	239	35.78%	
Darrell I. Wyatt	228	34.13%	
Lisa A. Meyer	195	29.19%	
Write-In Totals	6	0.90%	
Total Votes Cast	668	100.00%	
Contest Totals	951		

Meadow Grove Village Board

Vote For 2

	TOTAL	VOTE %	
Terry James	108	57.75%	
Richard A. Pehrson II	66	35.29%	
Write-In Totals	13	6.95%	
Total Votes Cast	187	100.00%	
Contest Totals	294		

Cross County Summary Results Report
 General Election
 November 3, 2020

OFFICIAL RESULTS

Madison County

Proposed Amendment No. 1

Vote For 1

	TOTAL	VOTE %	
For	8,566	59.43%	
Against	5,848	40.57%	
Total Votes Cast	14,414	100.00%	
Contest Totals	15,973		

Proposed Amendment No. 2

Vote For 1

	TOTAL	VOTE %	
For	7,957	56.82%	
Against	6,047	43.18%	
Total Votes Cast	14,004	100.00%	
Contest Totals	15,973		

Initiative Measure 428

Vote For 1

	TOTAL	VOTE %	
For	10,706	75.99%	
Against	3,383	24.01%	
Total Votes Cast	14,089	100.00%	
Contest Totals	15,973		

Initiative Measure 429

Vote For 1

	TOTAL	VOTE %	
For	9,107	61.99%	
Against	5,583	38.01%	
Total Votes Cast	14,690	100.00%	
Contest Totals	15,973		

Initiative Measure 430

Vote For 1

	TOTAL	VOTE %	
For	9,304	62.86%	
Against	5,497	37.14%	
Total Votes Cast	14,801	100.00%	
Contest Totals	15,973		

Initiative Measure 431

Vote For 1

	TOTAL	VOTE %	
For	9,596	65.38%	
Against	5,081	34.62%	
Total Votes Cast	14,677	100.00%	
Contest Totals	15,973		